

PIONEERS™

Worksheets

15
Topics
in each
Pack



Topics Available

- Addition
- Alphabet Colouring A to M
- Alphabet Colouring N to Z
- Birds
- Division
- Domestic Animals
- Dot To Dot Alphabets
- Dot To Dot Numbers
- Festivals
- Flowers
- Fruits
- हिन्दी स्वर - अ से अः
- हिन्दी व्यंजन - क से ठ
- हिन्दी व्यंजन - ड से भ
- हिन्दी व्यंजन - म से ज्ञ
- मराठी स्वर - अ ते अः
- मराठी व्यंजन - क ते ठ
- मराठी व्यंजन - ड ते भ
- मराठी व्यंजन - म ते ज्ञ
- Multiplication
- Number Colouring 1 To 15
- Pattern Writing
- Shapes
- Subtraction
- Timing
- Vegetables
- Vehicles
- Wild Animals
- Writing Practice 1 To 10
- Writing Practice 11 To 25
- Writing Practice Capital Letter A to M
- Writing Practice Capital Letter N to Z
- Writing Practice Small Letter a to m
- Writing Practice Small Letter n to z

Addition

Addition
Add the following :

T O	T O	T O
+ 1 1	+ 4 5	+ 2 4
4 4	2 2	1 2

T O	T O	T O
+ 7 5	+ 6 6	+ 3 4
1 5	1 9	2 8

T O	T O	T O
+ 8 8	+ 5 6	+ 1 9
1 2	1 8	1 9

1

Addition
Add the following :

T O	T O	T O
+ 6	+ 8	+ 5
9	3	5

T O	T O	T O
+ 7	+ 3 7	+ 8 3
2	1	5

T O	T O	T O
+ 5 9	+ 7 0	+ 1 5
0	5	4

2

Addition
Add the following :

T O	T O	T O
+ 7 5	+ 2 8	+ 4 9
6	9	7

T O	T O	T O
+ 9 3	+ 6 7	+ 5 6
5	4	8

T O	T O	T O
+ 8 8	+ 3 6	+ 2 0
3	2	9

3

Addition
Add the following :

H T O	H T O	H T O
+ 1 7 3	+ 1 1 1	+ 1 0 0
1 2	3 0	8

H T O	H T O	H T O
+ 1 1 3	+ 1 6 8	+ 1 0 5
1 7	2 8	1 6

H T O	H T O	H T O
+ 1 4 1	+ 1 2 3	+ 1 1 0
4 9	9 2	8 5

4

Addition
Add the following :

H T O	H T O	H T O
+ 1 3 3	+ 1 5 7	+ 1 8 6
8	6	2

H T O	H T O	H T O
+ 1 9 0	+ 1 2 4	+ 1 6 9
9	4	1

H T O	H T O	H T O
+ 1 4 5	+ 1 7 1	+ 1 1 8
3	5	7

5

Addition
Add the following :

H T O	H T O	H T O
+ 2 5 6	+ 2 8 7	+ 2 4 1
6 1	9 4	5 7

H T O	H T O	H T O
+ 2 3 9	+ 2 1 1	+ 2 7 8
4 9	2 0	3 7

H T O	H T O	H T O
+ 2 6 4	+ 2 0 5	+ 2 5 2
8 1	7 5	1 9

6

Addition
Add the following :

H T O	H T O	H T O
+ 2 7 4	+ 2 1 9	+ 2 5 0
6 9	4 3	9 2

H T O	H T O	H T O
+ 2 9 5	+ 2 3 1	+ 2 4 6
8 5	2 9	8 0

H T O	H T O	H T O
+ 2 0 7	+ 2 8 8	+ 2 6 3
3 4	8 8	5 7

7

Addition
Add the following :



H T O	H T O	H T O
+ 1 3 1	+ 1 1 0	+ 1 5 8
4 0	9 0	3 7



H T O	H T O	H T O
+ 1 5 0	+ 1 2 0	+ 1 8 4
6 0	6 3	1 8



H T O	H T O	H T O
+ 1 2 2	+ 1 4 7	+ 1 3 4
8 8	9 2	8 6


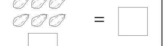
8

Addition
Count the objects and write the answers in the given boxes :

	+		=	<input type="text"/>
<input type="text"/>		<input type="text"/>		<input type="text"/>


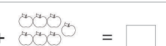
	+		=	<input type="text"/>
<input type="text"/>		<input type="text"/>		<input type="text"/>

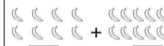
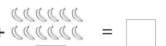
	+		=	<input type="text"/>
<input type="text"/>		<input type="text"/>		<input type="text"/>



	+		=	<input type="text"/>
<input type="text"/>		<input type="text"/>		<input type="text"/>


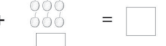
9

Addition
Count the objects and write the answers in the given boxes :

	+		=	<input type="text"/>
<input type="text"/>		<input type="text"/>		<input type="text"/>





	+		=	<input type="text"/>
<input type="text"/>		<input type="text"/>		<input type="text"/>

	+		=	<input type="text"/>
<input type="text"/>		<input type="text"/>		<input type="text"/>

	+		=	<input type="text"/>
<input type="text"/>		<input type="text"/>		<input type="text"/>




10

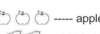
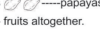
Addition
Count and write the numerals in the boxes :


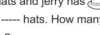
	<input type="text"/>
	<input type="text"/>
	<input type="text"/>
	<input type="text"/>

11

Addition
Solve the word problem :

Geela has  kites, Preeti has  kites, Monika has  kites. In all they have ----- kites.

Raj has  apples and Rajvi has  papayas. They have ----- fruits altogether.

Tom has  hats and Jerry has  hats. How many hats altogether?

12

Addition
Solve the word problem :

There are 7 tables, 7 chairs and 1 blackboard in a classroom. How many things are there in all the classroom?

In a college group there are 15 girls and 17 boys. How many children are there in all?

A shopkeeper has 25 cucumbers, 7 onion and 17 tomatoes. How many vegetables are there in all?

13

Addition
Solve the word problem :

Kabir has 14 books on the table and 8 books in the bag. How many books does he have in all?

There are 27 pencil boxes in a packet. 17 more pencil boxes are brought in. How many pencil boxes are in the packet now?

There are 113 men and 47 women in the play ground. How many people are there in all?

14

Addition
Solve the word problem :








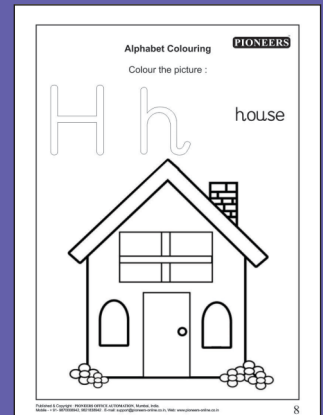



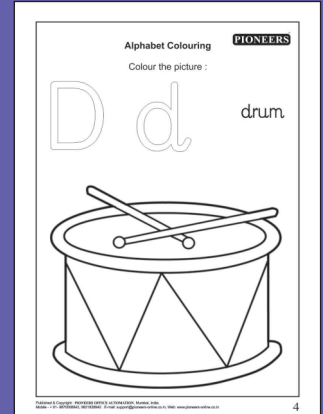



There are 125 Hindi books, 220 Science books and 450 English books in a library. How many books are there in all in library?

In a Plant Nursery there are 150 Rose plants. The gardener brings 115 Rose more plants. How many total Rose plants are there in the Plant Nursery?
















In the Grade A of Class III, there are 37 students, in Grade B there are 35 students, in Grade C there are 42 students. How many total students are there in class III?

15














Alphabet Colouring A To M

















Alphabet Colouring N To Z


















Domestic Animals



Wild Animals



Birds



Division

Division **PIONEERS**
Divide the following :

$2 \overline{) 4}$	$3 \overline{) 9}$	$4 \overline{) 20}$
$5 \overline{) 10}$	$2 \overline{) 12}$	$3 \overline{) 21}$
$4 \overline{) 16}$	$6 \overline{) 12}$	$5 \overline{) 45}$

1

Division **PIONEERS**
Divide the following :

$3 \overline{) 27}$	$4 \overline{) 40}$	$5 \overline{) 25}$
$6 \overline{) 18}$	$2 \overline{) 6}$	$3 \overline{) 24}$
$2 \overline{) 16}$	$5 \overline{) 50}$	$4 \overline{) 12}$

2

Division **PIONEERS**
Divide the following :

$2 \overline{) 20}$	$4 \overline{) 28}$	$5 \overline{) 35}$
$5 \overline{) 15}$	$3 \overline{) 6}$	$6 \overline{) 24}$
$3 \overline{) 18}$	$4 \overline{) 36}$	$2 \overline{) 8}$

3

Division **PIONEERS**
Divide the following :

$5 \overline{) 15}$	$6 \overline{) 60}$	$4 \overline{) 32}$
$3 \overline{) 12}$	$2 \overline{) 18}$	$7 \overline{) 14}$
$5 \overline{) 35}$	$4 \overline{) 8}$	$6 \overline{) 54}$

4

Division **PIONEERS**
Divide the following :

$6 \overline{) 36}$	$3 \overline{) 15}$	$5 \overline{) 20}$
$4 \overline{) 24}$	$7 \overline{) 35}$	$2 \overline{) 14}$
$5 \overline{) 30}$	$2 \overline{) 10}$	$6 \overline{) 42}$

5

Division **PIONEERS**
Divide the following :

$4 \overline{) 4}$	$8 \overline{) 56}$	$6 \overline{) 48}$
$6 \overline{) 42}$	$3 \overline{) 30}$	$8 \overline{) 72}$
$9 \overline{) 63}$	$7 \overline{) 49}$	$5 \overline{) 40}$

6

Division **PIONEERS**
Divide the following :

$7 \overline{) 63}$	$6 \overline{) 30}$	$9 \overline{) 72}$
$6 \overline{) 60}$	$8 \overline{) 16}$	$11 \overline{) 88}$
$10 \overline{) 100}$	$7 \overline{) 28}$	$6 \overline{) 12}$

7

Division **PIONEERS**
Divide the following :

$7 \overline{) 56}$	$8 \overline{) 48}$	$9 \overline{) 81}$
$11 \overline{) 77}$	$10 \overline{) 80}$	$12 \overline{) 96}$
$9 \overline{) 18}$	$8 \overline{) 64}$	$7 \overline{) 14}$

8

Division **PIONEERS**
Divide the following :

$9 \overline{) 45}$	$7 \overline{) 21}$	$12 \overline{) 84}$
$12 \overline{) 108}$	$11 \overline{) 99}$	$8 \overline{) 32}$
$7 \overline{) 14}$	$8 \overline{) 40}$	$10 \overline{) 20}$

9

Division **PIONEERS**
Divide the following :

$9 \overline{) 27}$	$11 \overline{) 44}$	$12 \overline{) 96}$
$12 \overline{) 36}$	$8 \overline{) 24}$	$10 \overline{) 90}$
$10 \overline{) 10}$	$11 \overline{) 110}$	$8 \overline{) 80}$

10

Division **PIONEERS**
Divide the following :

$9 \overline{) 36}$	$12 \overline{) 48}$	$10 \overline{) 20}$
$12 \overline{) 72}$	$9 \overline{) 54}$	$8 \overline{) 80}$
$7 \overline{) 49}$	$11 \overline{) 11}$	$12 \overline{) 60}$

11

Division **PIONEERS**
Divide the following. Colour the picture using the colour code.

red = 5	orange = 8	yellow = 7
blue = 3	green = 9	pink = 12

12

Division **PIONEERS**
Divide the following. Colour the picture using the colour code.

blue = 2	red = 5	yellow = 7
orange = 4	green = 9	pink = 12

13

Division **PIONEERS**
Solve the word problem :

Aliya has 21 beads. she divides them in 3 bags. How many beads were there in each bag ?

Mother divides 24 oranges equally into 4 trays. How many oranges are there on each plate ?

A shopkeeper puts 80 chocolates equally into some baskets. There are 10 chocolates in each basket. How many baskets are there ?

14

Division **PIONEERS**
Solve the word problem :











6 friends share 36 notebooks equally among themselves. How many notebooks each friend get ?

Ram ties 24 sticks equally into some bundles. There are 8 sticks in each bundle. How many bundles are there ?










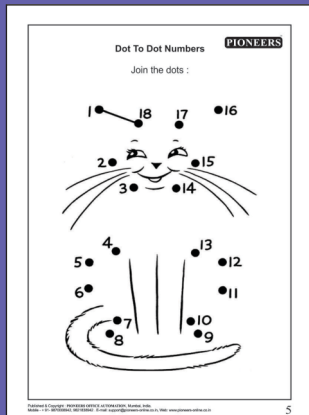


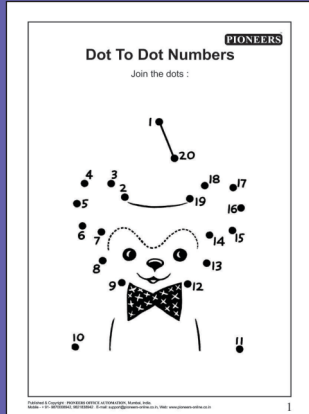
Khushi puts 40 books equally into 5 bags. How many books are there in each bag ?

15







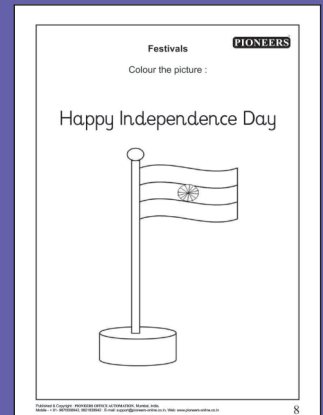






Dot To Dot Alphabets








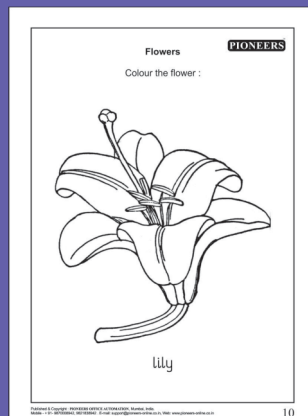









Dot To Dot Numbers












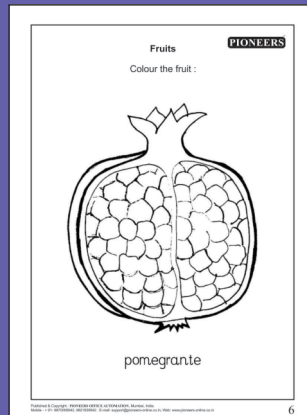


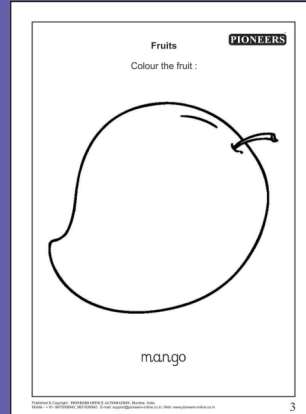


Festivals



Flowers



Fruits



Multiplication

Multiplication PIONEERS

Multiply the following :

T O	T O	T O
x 6	x 2	x 5
2	4	0

T O	T O	T O
x 9	x 8	x 7
4	3	6

T O	T O	T O
x 8	x 3	x 6
2	3	5

1

Multiplication PIONEERS

Multiply the following :

T O	T O	T O
x 7	x 4	x 5
3	4	9

T O	T O	T O
x 3	x 2	x 8
6	3	6

T O	T O	T O
x 8	x 4	x 7
4	5	2

2

Multiplication PIONEERS

Multiply the following :

T O	T O	T O
x 5	x 7	x 6
8	7	9

T O	T O	T O
x 4	x 3	x 2
7	9	8

T O	T O	T O
x 9	x 3	x 9
9	8	7

3

Multiplication PIONEERS

Multiply the following :

T O	T O	T O
x 2	x 3	x 5
9	7	4

T O	T O	T O
x 7	x 4	x 10
6	0	2

T O	T O	T O
x 5	x 8	x 7
3	8	5

4

Multiplication PIONEERS

Multiply the following :

T O	T O	T O
x 10	x 11	x 12
5	3	4

T O	T O	T O
x 12	x 10	x 12
8	10	7

T O	T O	T O
x 11	x 12	x 10
10	6	9

5

Multiplication PIONEERS

Multiply the following :

T O	T O	T O
x 86	x 95	x 29
3	5	7

T O	T O	T O
x 16	x 40	x 62
4	8	2

T O	T O	T O
x 33	x 89	x 58
6	4	9

6

Multiplication PIONEERS

Add the following :

H T O	H T O	H T O
x 158	x 447	x 109
9	2	7

H T O	H T O	H T O
x 586	x 710	x 961
5	6	4

H T O	H T O	H T O
x 692	x 824	x 235
2	3	8

7

Multiplication PIONEERS

Add the following :

H T O	H T O	H T O
x 154	x 189	x 135
4	2	9

H T O	H T O	H T O
x 191	x 108	x 162
8	7	5

H T O	H T O	H T O
x 127	x 173	x 146
6	10	3

8

Multiplication PIONEERS

Add the following :

H T O	H T O	H T O
x 171	x 125	x 193
8	5	2

H T O	H T O	H T O
x 109	x 138	x 156
10	3	6

H T O	H T O	H T O
x 147	x 182	x 164
9	7	4

9

Multiplication PIONEERS

Solve the word problem :

There are 5 benches. 4 people sit on each bench. How many people in all are sitting on the benches ?

There are 12 rose bushes. Each bush has 7 roses. How many roses are there in all ?

There are 8 slides. 5 children are playing on each slide. How many children are playing in all?

10

Multiplication PIONEERS

Solve the word problem :

11 children went to the library. Each child browsed 4 books. How many books did they borrow altogether?

There are 7 Ladybirds. Each ladybird has 6 legs. How many legs ladybird have altogether?

There are 9 Ponds. 3 Swans are there in each pond. How many Swans are there altogether?

11

Multiplication PIONEERS

Multiply the following. Colour the picture using the colour code :

12

Multiplication PIONEERS

Multiply the following. Colour the picture using the colour code :

6 x 4 = 24
8 x 3 = 24
5 x 2 = 10
7 x 10 = 70
6 x 8 = 48
8 x 7 = 56
3 x 9 = 27
4 x 8 = 32
2 x 2 = 4

13

Multiplication PIONEERS

Write the correct number in the box:

14

Multiplication PIONEERS

Multiply the numbers by the center number.

1	2	3
10	20	30
100	200	300
1000	2000	3000

4	5	6
40	50	60
400	500	600
4000	5000	6000


7	8	9
70	80	90
700	800	900
7000	8000	9000

10	11	12
100	110	120
1000	1100	1200
10000	11000	12000


15

Numbers Colouring 1 To 15


Numbers Colouring **PIONEERS**
1 To 15
Colour number 1 :
1
Count and colour 1 apple :




Numbers Colouring **PIONEERS**
Colour number 2 :
2
Count and colour 2 teddy bears :




Numbers Colouring **PIONEERS**
Colour number 3 :
3
Count and colour 3 cars :



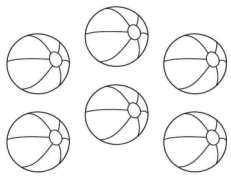
Numbers Colouring **PIONEERS**
Colour number 4 :
4
Count and colour 4 fishes :




Numbers Colouring **PIONEERS**
Colour number 5 :
5
Count and colour 5 kites :




Numbers Colouring **PIONEERS**
Colour number 6 :
6
Count and colour 6 balls :




Numbers Colouring **PIONEERS**
Colour number 7 :
7
Count and colour 7 hats :




Numbers Colouring **PIONEERS**
Colour number 8 :
8
Count and colour 8 star fishes :




Numbers Colouring **PIONEERS**
Colour number 9 :
9
Count and colour 9 eggs :




Numbers Colouring **PIONEERS**
Colour number 10 :
10
Count and colour 10 glasses :




Numbers Colouring **PIONEERS**
Colour number 11 :
11
Count and colour 11 ice creams :



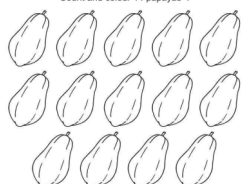
Numbers Colouring **PIONEERS**
Colour number 12 :
12
Count and colour 12 brinjals :




Numbers Colouring **PIONEERS**
Colour number 13 :
13
Count and colour 13 hearts :



Numbers Colouring **PIONEERS**
Colour number 14 :
14
Count and colour 14 papayas :





Numbers Colouring **PIONEERS**
Colour number 15 :
15
Count and colour 15 umbrellas :



Pattern Writing

Pattern Writing PIONEERS

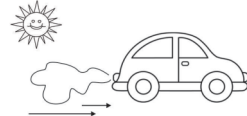

Trace the dotted vertical lines from top to bottom :

1

Pattern writing PIONEERS


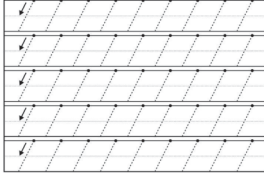
Trace the dotted horizontal lines from left to right :

2

Pattern writing PIONEERS


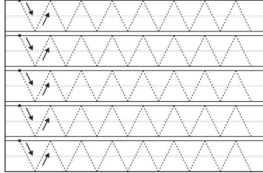
Trace the dotted slanting lines :

3

Pattern writing PIONEERS


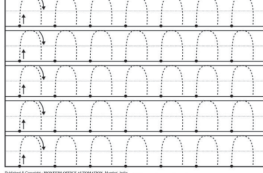
Trace along the dotted lines :

4

Pattern writing PIONEERS



Trace along the dotted lines :

5

Pattern writing PIONEERS

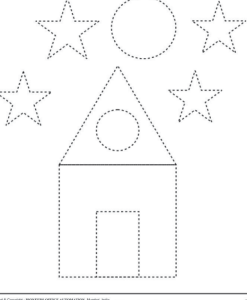
Trace along the dotted circles :

6

Pattern writing PIONEERS


Trace and colour the shapes :



7

Pattern writing PIONEERS


Trace and colour the shapes :



8

Pattern writing PIONEERS


Trace the dotted lines and colour the picture :



9

Pattern writing PIONEERS


Trace the dotted lines and colour the picture :



10

Pattern writing PIONEERS


Trace the dotted lines and colour the picture :



11

Pattern writing PIONEERS


Trace the dotted lines and colour the picture :



12

Pattern writing PIONEERS

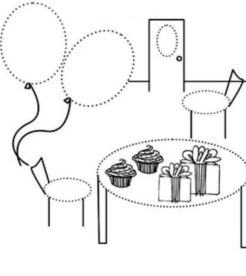
Trace the dotted lines and colour the picture :



13

Pattern writing PIONEERS


Trace the dotted lines and colour the picture :



14

Pattern writing PIONEERS

Trace the dotted lines and colour the picture :




15

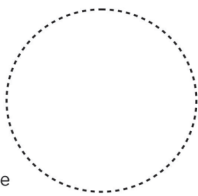
Shapes

Shape - Circle PIONEERS

Trace and colour the circle :



wheel




circle

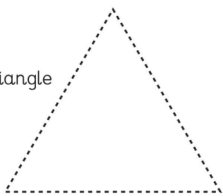
1

Shape - Triangle PIONEERS

Trace and colour the triangle :



pizza




triangle


2

Shape - Square PIONEERS

Trace and colour the square :



carom board




square


3

Shape - Rectangle PIONEERS

Trace and colour the rectangle :



table




rectangle

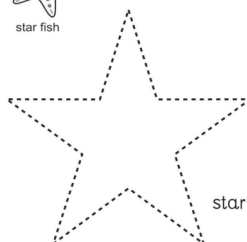
4

Shape - Star PIONEERS

Trace and colour the star :



star fish




star


5

Shape - Heart PIONEERS

Trace and colour the heart :



gift box




heart

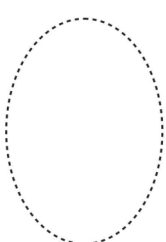
6

Shape - Oval PIONEERS

Trace and colour the oval :



egg




oval


7

Shape - Semi circle PIONEERS

Trace and colour the semi circle :



paper fan




semi circle

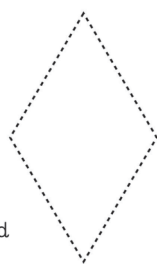
8

Shape - Diamond PIONEERS

Trace and colour the diamond :



kite




diamond

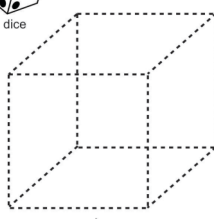
9

Shape - Cube PIONEERS

Trace and colour the cube :



dice




cube


10

Shape - Crescent PIONEERS

Trace and colour the crescent :



moon




crescent

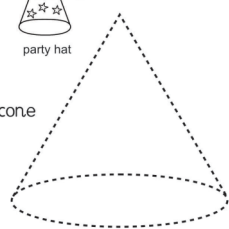
11

Shape - Cone PIONEERS

Trace and colour the cone :



party hat




cone

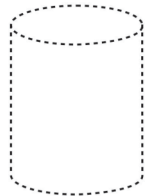
12

Shape - Cylinder PIONEERS

Trace and colour the cylinder :



candle




cylinder

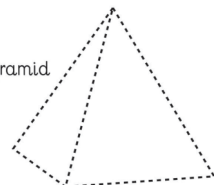
13

Shape - Pyramid PIONEERS

Trace and colour the pyramid :



prism




pyramid

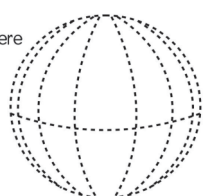
14

Shape - Sphere PIONEERS

Trace and colour the sphere :



ball



sphere

15

Subtraction

Subtraction **PIONEERS**

Subtract the following :

T	O
- 84	- 47
72	15

T	O
- 28	- 90
12	40

T	O
- 19	- 77
10	23

T	O
- 56	- 35
34	21

T	O
- 64	- 64
	53

1

Subtraction **PIONEERS**

Subtract the following :

T	O
- 58	- 23
19	15

T	O
- 43	- 92
26	37

T	O
- 76	- 50
67	48

T	O
- 21	- 33
18	13

T	O
- 87	- 41

2

Subtraction **PIONEERS**

Subtract the following :

T	O
- 16	- 12
8	9

T	O
- 33	- 92
6	7

T	O
- 24	- 54
	8

T	O
- 85	- 68
2	4

T	O
- 19	- 19
	9

3

Subtraction **PIONEERS**

Subtract the following :

T	O
- 9	- 8
6	3

T	O
- 4	- 5
3	1

T	O
- 7	- 3
5	2

T	O
- 9	- 6
0	5

T	O
- 4	- 4

4

Subtraction **PIONEERS**

Subtract the following :

H	T	O
- 146	- 128	- 175
22	13	45

H	T	O
- 154	- 186	- 113
33	74	12

H	T	O
- 197	- 169	- 104
65	58	04

5

Subtraction **PIONEERS**

Subtract the following :

H	T	O
- 173	- 151	- 193
56	19	27

H	T	O
- 139	- 168	- 181
49	85	78

H	T	O
- 110	- 100	- 147
19	80	38

6

Subtraction **PIONEERS**

Subtract the following :

H	T	O
- 221	- 244	- 270
66	54	19

H	T	O
- 265	- 232	- 211
20	34	42

H	T	O
- 286	- 252	- 299
79	85	95

7

Subtraction **PIONEERS**

Subtract the following :

H	T	O
- 293	- 271	- 225
72	25	32



H	T	O
- 208	- 262	- 233
54	14	33



H	T	O
- 228	- 240	- 287
63	46	56



8

Subtraction **PIONEERS**

Count the objects and write the answers in the given boxes :

	-		=	<input type="text"/>
<input type="text"/>		<input type="text"/>		



	-		=	<input type="text"/>
<input type="text"/>		<input type="text"/>		



	-		=	<input type="text"/>
<input type="text"/>		<input type="text"/>		



9

Subtraction **PIONEERS**

Count the objects and write the answers in the given boxes :

	-		=	<input type="text"/>
<input type="text"/>		<input type="text"/>		

	-		=	<input type="text"/>
<input type="text"/>		<input type="text"/>		


	-		=	<input type="text"/>
<input type="text"/>		<input type="text"/>		

10


Subtraction **PIONEERS**

Subtract and write the correct answer :

How many total clothes are there on the string?
If 1 fell down, how many are left ?



There are total 7 eggs in the basket. Colour only four eggs.
How many are left ?



11

Subtraction **PIONEERS**

Solve the word problem :

There are 45 students in the class V. 6 students are absent. How many students are present in the class ?

Arjun are 87 cups and saucers. 34 are saucers. How many are cups ?

Anju had 29 pizzas. She ate 4 pizzas. How many pizzas are left ?

12

Subtraction **PIONEERS**

Solve the word problem :

The balloon seller had 20 balloons. He sold 7 balloons. How many balloons are left ?







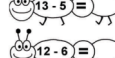
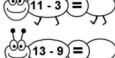




Aliya has 17 chocolates. She gave 9 chocolates to sonam. How many chocolates are left with Aliya ?

Meera had bought 24 dozen mangoes. Her brother has eaten 5 mangoes. Now how many mangoes are left ?

13

Subtraction **PIONEERS**

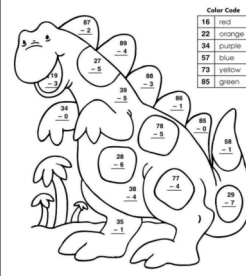
Subtract the following :

14

Subtraction **PIONEERS**

Subtract the following. Colour the picture using the colour code :



Color Code

16	red
22	orange
34	purple
57	blue
73	yellow
85	green

15

Timing

Timing PIONEERS

Telling time to the hour :

The shorter hand is the Hour Hand.
The longer hand is the Minute Hand.
When the minute hand is at 12, we say o'clock.

It is 1 o'clock.

What time is it ?

1

Timing PIONEERS

Telling time to the half an hour :

The shorter hand is the Hour Hand.
The longer hand is the Minute Hand.
When the minute hand is at 6, we say half past.

It is half past 4.

What time is it ?

2

Timing PIONEERS

A clock has two hands. The big hand points to the minutes.
The little hand points to the hours.

Write the time below each clock :

3

Timing PIONEERS

Draw lines to connect to the clocks that tell the same time :

4

Timing PIONEERS

Draw lines to connect to the clocks that tell the same time :

5

Timing PIONEERS

Read the time and draw the hands on each clock :

6

Timing PIONEERS

Write the time below each clock :

7

Timing PIONEERS

Write the time below each clock :

8

Timing PIONEERS

Read the time and draw the hands on each clock :

9

Timing PIONEERS

Read the time and draw the hands on each clock :

10

Timing PIONEERS

Write the numbers on the clock :

11

Timing PIONEERS

colour the clock :

12

Timing PIONEERS

Draw the hands on each clock and write the time :

13

Timing PIONEERS

Read the words and tick the A.M or P.M :

Mary is dancing at a party this evening.
Is it A.M or P.M ?

Sunny is getting up early in the morning.
Is it A.M or P.M ?

Riya is feeding her dog in the afternoon.
Is it A.M or P.M ?

14

Timing PIONEERS

Read the words and tick the A.M or P.M :
















Mom is cooking food in the night.
Is it A.M or P.M ?

Riya is a teacher says Good Morning.
Is it A.M or P.M ?











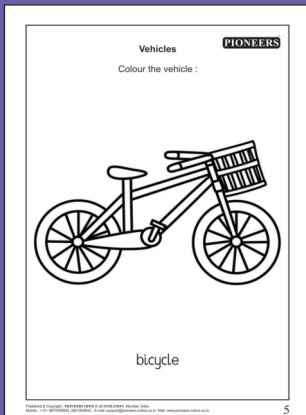



Jack is watching T.V with his mom in the evening. Is it A.M or P.M ?

15

Vegetables



Vehicles



हिन्दी स्वर - अ से अः

[illegible]

PIONEERS

हिन्दी स्वर

आम आम

mango

आ आ आ आ आ आ
आ आ आ आ आ आ
आ आ आ आ आ आ
.....
.....
.....
.....
.....
.....

Digitized by srujanika@gmail.com


श

श

हिन्दी स्वर

इमली

PIONEERS



tamarind

श	श	श	श	श	श	श	श
श	श	श	श	श	श	श	श
श	श	श	श	श	श	श	श
श	श	श	श	श	श	श	श
श	श	श	श	श	श	श	श
श	श	श	श	श	श	श	श
श	श	श	श	श	श	श	श
श	श	श	श	श	श	श	श
श	श	श	श	श	श	श	श
श	श	श	श	श	श	श	श
श	श	श	श	श	श	श	श
श	श	श	श	श	श	श	श
श	श	श	श	श	श	श	श
श	श	श	श	श	श	श	श
श	श	श	श	श	श	श	श
श	श	श	श	श	श	श	श
श	श	श	श	श	श	श	श
श	श	श	श	श	श	श	श
श	श	श	श	श	श	श	श
श	श	श	श	श	श	श	श
श	श	श	श	श	श	श	श
श	श	श	श	श	श	श	श
श	श	श	श	श	श	श	श
श	श	श	श	श	श	श	श
श	श	श	श	श	श	श	श
श	श	श	श	श	श	श	श
श	श	श	श	श	श	श	श
श	श	श	श	श	श	श	श
श	श	श	श	श	श	श	श
श	श	श	श	श	श	श	श
श	श	श	श	श	श	श	श
श	श	श	श	श	श	श	श
श	श	श	श	श	श	श	श
श	श	श	श	श	श	श	श
श	श	श	श				

[illegible][illegible]

PIONEERS

हिन्दी स्वर

ऊन

wood

ऊ ऊ ऊ ऊ ऊ ऊ
ऊ ऊ ऊ ऊ ऊ ऊ
ऊ ऊ ऊ ऊ ऊ ऊ
ऊ ऊ ऊ ऊ ऊ ऊ
ऊ ऊ ऊ ऊ ऊ ऊ

COPYRIGHT © PIONEER WORKSHEETS LTD. ALL RIGHTS RESERVED.
www.pioneerworksheets.co.uk

6

[illegible][illegible][illegible][illegible]

PIONEERS

औ

हिन्दी स्वर







औरत

woman

औ औ औ औ औ औ
 औ औ औ औ औ औ
 औ औ औ औ औ औ
 औ औ औ औ औ औ
 औ औ औ औ औ औ

Downloaded by Google - Digitized by eGangotri@gmail.com
 www.jagadgururambhadracharya.org

[illegible][illegible]


	PIONEERS
हिन्दी स्वर	
अ	
ए	
इ	
ओ	
उ	
आं	

Copyright © Cambridge International Publishers. All rights reserved.
 Printed by the Cambridge University Press, The Edinburgh Building, Shaftesbury Road, Cambridge CB2 2RU, United Kingdom
 44-45 Wellington Way, Cambridge CB2 3RQ, United Kingdom
 100 Brook Hill Drive, West Nyack, New York 10994-2133, USA
 477 Williamstown Road, Port Melbourne, VIC 3207, Australia
 Pacific Group, Unit 1, 35 Market Street, Singapore 050035


हिन्दी स्वर

PIONEERS


आ




ऋ




ई




औ



ऊ



ऐ



Copyright © Language: PIONEERS® is a trademark. Name: 15

www.pioneerbooks.com | www.pioneerbooks.com | www.pioneerbooks.com



हिन्दी व्यंजन - क से ट

[illegible][illegible][illegible][illegible][illegible][illegible][illegible][illegible]

झ

हिन्दी व्यंजन

झंझ

Flag

झ		झ		झ		झ		झ	
झ		झ		झ		झ		झ	
झ		झ		झ		झ		झ	
झ		झ		झ		झ		झ	
झ		झ		झ		झ		झ	

Prepared by [Pioneer](#), [www.pioneer.edu.in](#) & [www.pioneerindia.com](#). Material may
 not be distributed without the prior written permission of the publisher. Visit [www.pioneerindia.com](#)

अ

अ






PIONEERS

हिन्दी मंजान






अ	○	○	○	○	○	○	○
○	○	○	○	○	○	○	○
○	○	○	○	○	○	○	○
○	○	○	○	○	○	○	○
○	○	○	○	○	○	○	○
○	○	○	○	○	○	○	○
○	○	○	○	○	○	○	○
○	○	○	○	○	○	○	○
○	○	○	○	○	○	○	○

Copyright © Pioneer. All rights reserved. No part of this publication may be reproduced without prior permission of the publisher.







[illegible][illegible]

		PIONEERS	
ग	हिन्दी व्यंजन		
च			
क			
ठ			
छ			

Copyright © Copyright, All Rights Reserved by P. N. PUBLICATION, Meerut, India.
 All rights reserved. No part of this publication may be reproduced, stored in a retrieval system, or transmitted, in any form or by any means, electronic, mechanical, photocopying, recording, or by any information storage or retrieval system, without prior permission in writing from the publisher.

		PIONEERS	
घ			
ख			
ट			
झ			
ज			

Copyright © 2010 by The McGraw-Hill Companies, Inc.

हिन्दी व्यंजन		PIONEERS
 ख घ छ	 क ग घ	
 झ क ख	 ज च छ	
 झ ज छ	 ट ठ च	

मराठी स्वर - अ ते अः

[illegible]

PIONEERS


मराठी स्वर

आई

माई

आ आ आ आ आ आ
आ आ आ आ आ आ
आ आ आ आ आ आ
.....
.....
.....
.....
.....
.....

Digitized by srujanika@gmail.com



PIONEERS
Building

मराठी

मराठी स्वर

इमारत


म	म	म	म	म	म	म	म
म	म	म	म	म	म	म	म
म	म	म	म	म	म	म	म
म	म	म	म	म	म	म	म
म	म	म	म	म	म	म	म

महाराष्ट्र शासन, माध्यमिक शिक्षण विभाग, मुंबई.
 महाराष्ट्र शासन, माध्यमिक शिक्षण विभाग, मुंबई.

PIONEERS

मराठी स्वर

ईडलिंबू



 lemon

ई

ई

ई

ई

ई

ई

ई

ई

ई

ई

ई

ई

ई

ई

ई

ई

ई

ई

ई

ई

ई

ई

ई

ई

ई

ई

ई

ई

ई

ई

ई

ई

ई

ई

ई

ई

ई

ई

ई

ई

ई

ई

ई

ई

ई

ई

ई

ई

ई

ई

ई

ई

ई

ई

ई

ई

ई

ई

ई

ई

ई

ई

ई

ई

ई

ई

ई

ई

ई

ई

ई

ई

ई

ई

ई

ई

ई

ई

ई

ई

ई

ई

ई

ई

ई

ई

ई

ई

ई

ई

ई

ई

ई

ई

ई

ई

ई

ई

ई

ई

ई

ई

ई

ई

ई

ई

ई

ई

ई

ई

ई

ई

ई

ई

ई

ई

ई

ई

ई

ई

ई

ई

ई

ई

ई

ई

ई

ई

ई

ई

ई

ई

ई

ई

ई

ई

ई

ई

ई

ई

ई

ई

ई

ई

ई

ई

ई

ई

ई

ई

ई

ई

ई

ई

ई

ई

ई

ई

ई

ई

ई

ई

ई

ई

ई

ई

ई

ई

ई

ई

ई

ई

ई

ई

ई

ई

ई

ई

ई

ई

ई

ई

ई

ई

ई

ई

ई

ई

ई

ई

ई

ई

ई

ई

ई

ई

ई

ई

ई

ई

ई

ई

ई

ई

ई

ई

ई

ई

ई

ई

ई

ई

ई

ई

ई

ई

ई

ई

ई

ई

ई

ई

ई

ई

ई

ई

ई

ई

ई

ई

ई

ई

ई

ई

ई

ई

ई

ई

ई

ई

ई

ई

ई

ई

ई

ई

ई

ई

ई

ई

ई

ई

[illegible][illegible][illegible][illegible][illegible][illegible]

PIONEERS

मराठी स्वर

औषध

पेट्रोलिना

औ औ औ औ औ औ औ
औ औ औ औ औ औ औ
औ औ औ औ औ औ औ
औ औ औ औ औ औ औ
.....
.....
.....
.....
.....
.....

११

PIONEERS

अं

मराठी स्वर


अंगठी

पण

अं अं अं अं अं अं
 अं अं अं अं अं अं
 अं अं अं अं अं अं
 अं अं अं अं अं अं

PIONEERS

मराठी स्वर

अः
उष्काल 
early morning

अः अः अः अः अः अः
अः अः अः अः अः अः
अः अः अः अः अः अः
अः अः अः अः अः अः

मराठी स्वर

क

ख

ग

घ

ङ

च

छ

ज

झ

ण

ट

ठ

ड

ढ

ण

त

थ

द

ध

न









प

फ

ब

भ

म

Copyright © Pioneer Institutions and its associated. All rights reserved.

सर्व अधिकार सुरक्षित आहेत. पुढील कोणत्याही प्रकारचे प्रकाशन किंवा वापरास मनाई.

मराठी स्वर

PIONEERS

औ

ऐ








अं

उ

ई

आ

ऊ


Published by Pioneer Publishers, PUNE. All rights reserved. No part of this publication may be reproduced, stored in a retrieval system, or transmitted, in any form or by any means, electronic, mechanical, photocopying, recording, or by any information storage or retrieval system, without prior permission in writing from the publisher.

मराठी व्यंजन - क ते ठ

[illegible][illegible][illegible][illegible][illegible][illegible]

छ

छत्री



PIONEERS
Umbrella

छ

छ

छ

छ

छ

छ

छ

छ

छ

छ

छ

छ

छ

छ

छ

छ

छ

छ

छ

छ

छ

छ

छ

छ

छ

छ

छ

छ

छ

छ

छ

छ

छ

छ

छ

छ

छ

छ

छ

छ

छ

छ

छ

छ

छ

छ

छ

छ

छ

छ

छ

छ

छ

छ

छ

छ

छ

छ

छ

छ

छ

छ

छ

छ

छ

छ

छ

छ

छ

छ

छ

छ

छ

छ

छ

छ

छ

छ

छ

छ

छ

छ

छ

छ

छ

छ

छ

छ

छ

छ

छ

छ

छ

छ

छ

छ

छ

छ

छ

छ

छ

छ

छ

छ

छ

छ

छ

छ

छ

छ

छ

छ

छ

छ

छ

छ

छ

छ

छ

छ

छ

छ

छ

छ

छ

छ

छ

छ

छ

छ

छ

छ

छ

छ

छ

छ

छ

छ

छ

छ

छ

छ

छ

छ

छ

छ

छ

छ

छ

छ

छ

छ

छ

छ

छ

छ

छ

छ

छ

छ

छ

छ

छ

छ

छ

छ

छ

छ

छ

छ

छ

छ

छ

छ

छ

छ

छ

छ

छ

छ

छ

छ

छ

छ

छ

छ

छ

छ

छ

छ

छ

छ

छ

छ

छ

छ

छ

छ

छ

छ

छ

छ

छ

छ

छ

छ

छ

छ

छ

छ

छ

छ

छ

छ

छ

छ

छ

छ

छ

छ

छ

छ

छ

छ






छ

छ

छ






छ

[illegible][illegible][illegible][illegible][illegible]

		PIONEERS
क	मराठी व्यंजन	
छ		
ग		
च		
ठ		







Copyright © Pioneer Publishers. All Rights Reserved. No part of this publication may be reproduced, stored in a retrieval system, or transmitted, in any form or by any means, electronic, mechanical, photocopying, recording, or by any information storage or retrieval system, without prior permission in writing from the publisher.

13

		PIONEERS	
ज	मराठी व्यंजन		
ट			
झ			
घ			
ख			

Copyright © Cambridge International Examinations. All rights reserved.
 Cambridge International Examinations is not responsible for the contents of any third party website(s) accessed through the Cambridge International Examinations website.

14

मराठी व्यंजन		PIONEERS
		
ठ ट च	झ छ ज	
		
क झ छ	ग घ ख	
		
झ ज च	ख ट ठ	


Copyright © English - MARATHIWORKSHEETS.COM. All rights reserved. <http://www.marathishome.com>


15

मराठी व्यंजन - ड ते भ

ॡ

व्यंजन - ङ ते म





आवाज सुन

ॡ
ॡ
ॡ
ॡ
ॡ

ॡ
ॡ
ॡ
ॡ
ॡ

ॡ
ॡ
ॡ
ॡ
ॡ

ॡ
ॡ
ॡ
ॡ
ॡ

ॡ
ॡ
ॡ
ॡ
ॡ

ॡ
ॡ
ॡ
ॡ
ॡ

ॡ
ॡ
ॡ
ॡ
ॡ

ॡ
ॡ
ॡ
ॡ
ॡ

ॡ
ॡ
ॡ
ॡ
ॡ

ॡ
ॡ
ॡ
ॡ
ॡ

ॡ
ॡ
ॡ
ॡ
ॡ

ॡ
ॡ
ॡ
ॡ
ॡ

ॡ
ॡ
ॡ
ॡ
ॡ

ॡ
ॡ
ॡ
ॡ
ॡ

ॡ
ॡ
ॡ
ॡ
ॡ

ॡ
ॡ
ॡ
ॡ
ॡ

ॡ
ॡ
ॡ
ॡ
ॡ

ॡ
ॡ
ॡ
ॡ
ॡ

ॡ
ॡ
ॡ
ॡ
ॡ

ॡ
ॡ
ॡ
ॡ
ॡ

ॡ
ॡ
ॡ
ॡ
ॡ

ॡ
ॡ
ॡ
ॡ
ॡ

ॡ
ॡ
ॡ
ॡ
ॡ

ॡ
ॡ
ॡ
ॡ
ॡ

ॡ
ॡ
ॡ
ॡ
ॡ

ॡ
ॡ
ॡ
ॡ
ॡ

ॡ
ॡ
ॡ
ॡ
ॡ

ॡ
ॡ
ॡ
ॡ
ॡ

ॡ
ॡ
ॡ
ॡ
ॡ

ॡ
ॡ
ॡ
ॡ
ॡ

ॡ
ॡ
ॡ
ॡ
ॡ

ॡ
ॡ
ॡ
ॡ
ॡ

ॡ
ॡ
ॡ
ॡ
ॡ

ॡ
ॡ
ॡ
ॡ
ॡ

ॡ
ॡ
ॡ
ॡ
ॡ


ॡ
ॡ
ॡ
ॡ
ॡ

ॡ
ॡ
ॡ
ॡ
ॡ
</


[illegible][illegible][illegible][illegible]

मराठी व्यंजन


द




PIONEER
SCHOOL




द




द




द




द




द




द




द




द




द




द




द




द




द




द




द




द




द




द




द




द




द




द




द




द




द




द




द




द




द




द




द




द




द




द




द




द




द




द




द




द




द




द




द




द




द




द




द




द




द




द




द




द




द




द




द




द




द




द




द




द




द




द



द



द



द

[illegible][illegible][illegible][illegible][illegible]


म

मराठी व्यंजन

PIONEERS

म







मटजी



म	व	व	व	व	व	व	व
व	व	व	व	व	व	व	व
व	व	व	व	व	व	व	व
व	व	व	व	व	व	व	व







Publisher : Gyan Ganga, www.gyaniganga.org & www.sanskritbazar.com, New Delhi.
 Made in India. All rights reserved. For more information visit our www.pioneerindia.org

12

	PIONEERS
मराठी व्यंजन	
न	
ढ	
त	
ब	
द	
प	







Copyright © Pearson Education Limited 2012. All rights reserved. No part of this publication may be reproduced, stored in a retrieval system, or transmitted, in any form or by any means, electronic, mechanical, photocopying, recording, or otherwise, without prior written permission from Pearson Education Limited.

13

		PIONEERS	
ण	मराठी व्यंजन		
घ			
फ			
य			
भ			
ड			

Copyright © Computer Applications Institute & Information Systems, Mumbai. All rights reserved. No part of this publication may be reproduced, stored in a retrieval system, or transmitted, in any form or by any means, electronic, mechanical, photocopying, recording, or otherwise, without the prior written permission of the Computer Applications Institute & Information Systems, Mumbai.

14

मराठी व्यंजन		PIONEERS
 <p>थ ध ण</p>	 <p>फ त प</p>	
 <p>ड ख ढ</p>	 <p>न द भ</p>	
 <p>न ण त</p>	 <p>ढ ध थ</p>	



मराठी व्यंजन - म ते झ

[illegible][illegible][illegible][illegible]

व

मराठी व्यंजन

वही

note book


व

श

श

मराठी व्यंजन

शहामूग



PIONEER

श

श

श

श

श

श

श

श

श

श

श

श

श

श

श

श

श

श

श

श

श

श

श

श

श

श

श

श

श

श

श

श

श

श

श

श

श

श

श

श

श

श

श

श

श

श

श

श

श

श

श

श

श

श

श

श

श

श

श

श

श

श

श

श

श

श

श

श

श

श

श

श

श

श

श

श

श

श

श

श

श

श

श

श

श

श

श

श

श

श

श

श

श

श

श

श

श

श

श

श

श

श

श

श

श

श

श

श

श

श

श

श

श

श

श

श

श

श

श

श

श

श

श

श

श

श

श

श

श

श

श

श

श

श

श

श

श

श

श

श

श

श

श

श

श

श

श

श

श

श

श

श

श

श

श

श

श

श

श

श

श

श

श

श

श

श

श

श

श

श

श

श

श

श

श

श

श

श

श

श

श

श

श

श

श

श

श

श

श

श

श

श

श

श

श

श

श

श

श

श

श

श

श

श

श

श

श

श

श

श

श

श

श

श

श

श

श

श

श

श


[illegible][illegible][illegible][illegible]

क्ष

मराठी व्यंजन

क्षत्रिय

PIONEERS



क्ष	क्ष	क्ष	क्ष	क्ष	क्ष	क्ष	क्ष
क्ष	क्ष	क्ष	क्ष	क्ष	क्ष	क्ष	क्ष
क्ष	क्ष	क्ष	क्ष	क्ष	क्ष	क्ष	क्ष
क्ष	क्ष	क्ष	क्ष	क्ष	क्ष	क्ष	क्ष
क्ष	क्ष	क्ष	क्ष	क्ष	क्ष	क्ष	क्ष

.....

.....

.....

.....

.....

.....

.....

.....

.....

.....

.....

.....

.....







.....

.....

Publisher : Dnyaneshwar Prakashan, 40/403, 4th Floor, Naraina, New Delhi
 Website : www.dnyaneshwarprakashan.com







11

[illegible]







	मराठी व्यंजन	PIONEERS
म		
ह		
र		
क्ष		
व		
ष		

Copyright © Pioneer, 1999. All rights reserved. No part of this publication may be reproduced, stored in a retrieval system, or transmitted, in any form or by any means, electronic, mechanical, photocopying, recording, or by any information storage or retrieval system, without prior written permission from Pioneer.

13

	मराठी व्यंजन	PIONEERS
ल		
स		
ळ		
ज्ञ		
य		
श		

Copyright © Copyright, All Rights Reserved by Copyrighted, All Rights Reserved.
 All Rights Reserved by Copyrighted, All Rights Reserved. All Rights Reserved by Copyrighted, All Rights Reserved.

मराठी व्यंजन		PIONEERS
 <p>क्ष ष श</p>	 <p>ज्ञ ह य</p>	
 <p>स र ल</p>	 <p>ळ व म</p>	
 <p>व श ष</p>	 <p>य झ ल</p>	

Number Writing 1 To 10


[illegible]



2

Two

Numbers

Number practice :



2	2	2	2	2	2	2	2	2
2	2	2	2	2	2	2	2	2
2	2	2	2	2	2	2	2	2
2								
2								
2								
2								
2								

Copyright © 2010 by The McGraw-Hill Companies, Inc. All rights reserved. Printed in the United States of America.


PIONEERS

Numbers

Number practice :

3

Three



3	3	3	3	3	3	3	3	3
3	3	3	3	3	3	3	3	3
3	3	3	3	3	3	3	3	3
3								
3								
3								
3								
3								
3								

Published by Creative Commons Attribution-NonCommercial-ShareAlike license. All rights reserved. No part of this publication may be reproduced, stored in a retrieval system, or transmitted, in any form or by any means, electronic, mechanical, photocopying, recording, or by any information storage or retrieval system, without prior permission in writing from the publisher.

3

[illegible]

PIONEERS

Numbers

Number practice :

5

Five

5	5	5	5	5	5	5	5
5	5	5	5	5	5	5	5
5	5	5	5	5	5	5	5
5							
5							
5							
5							
5							




Prepared by : [Gyanendra Kumar](#), [manojkumarmishra@gmail.com](#), [Manoj Mishra](#)
 Maths - CCE Worksheet, Worksheet 1, Class 1, English, Mathematics, Hindi, [www.pioneerstoppers.com](#)

PIONEERS




Numbers

Number practice :

6






Six

6	6	6	6	6	6	6	6
6	6	6	6	6	6	6	6
6	6	6	6	6	6	6	6
6							
6							
6							
6							
6							

Copyright © Good and Beautiful. All rights reserved. Reproduction of this document is prohibited without written permission from Good and Beautiful.

PIONEERS									
<h2 style="margin: 0;">Numbers</h2> <p style="margin: 0;">Number practice :</p>									
<h1 style="font-size: 4em; margin: 0;">7</h1> <p style="font-size: 2em; margin: 0;">Seven</p>									

Publisher : Gyan Ganga Prakashan Pvt. Ltd., New Delhi
 Author : Dr. Anil Kumar Sharma, M.A., B.L., LL.M., LL.B.
 Editor : Dr. Anil Kumar Sharma, M.A., B.L., LL.M., LL.B.

PIONEERS

Numbers

Number practice :

8

Eight

○	○	○	○	○	○	○	○
○	○	○	○	○	○	○	○
○	○	○	○	○	○	○	○
○	○	○	○	○	○	○	○
○	○	○	○	○	○	○	○
○							
○							
○							
○							
○							
○							
○							

Publisher & Copyright: www.pioneer3d.com © Pioneer 3D, Inc.
 Made in CHINA by Pioneer 3D, Inc. 3D printing technology made. See www.pioneer3d.com for details.


[illegible]

PIONEERS





























Numbers

Number practice :





10



Ten


PIONEERS is a trademark, registered trademark or a trademark of Pioneer Design Studio LLC.
 PIONEERS is a trademark of Pioneer Design Studio LLC. All other trademarks are the property of their respective owners.


Numbers		PIONEERS
Count and circle the correct number :		
		
6 8 4	3 1 7	
		
2 7 6	9 5 10	


PIONEERS


Numbers

Colour the set with 5 pictures :









Picture 1 is a **circle**. **Represent** it with a number. Write the number in the box.

Picture 2 is a **star**. **Represent** it with a number. Write the number in the box.











Picture 3 is a **triangle**. **Represent** it with a number. Write the number in the box.

Picture 4 is a **heart**. **Represent** it with a number. Write the number in the box.






PIONEERS

Numbers





Match the same number :

Copyright © Pearson Education, Inc., publishing as Pearson Education, Inc. All rights reserved. This material is not to be distributed, sold, or otherwise used for any purpose other than the intended educational use.

Pioneers	
<p>Numbers</p> <p>Count and match to the number :</p> <div>  <div>6</div> </div>	
<div>  <div>4</div> </div>	
<div>  <div>5</div> </div>	
<div>  <div>8</div> </div>	
<div>  <div>7</div> </div>	

Copyright © Pearson Education, Inc. or its affiliate(s). All rights reserved. No part of this publication may be reproduced, stored in a retrieval system, or transmitted, in any form or by any means, electronic, mechanical, photocopying, recording, or by any information storage or retrieval system, without permission in writing from Pearson Education, Inc.

<div>Numbers</div> <div>PIONEERS</div>	
Count and match :	
3	
5	
9	
6	

Number Writing 11 To 25

[illegible]

PIONEERS

Numbers

Number practice :

12

Twelve

12	12	12	12	12	12	12	12
12	12	12	12	12	12	12	12
12	12	12	12	12	12	12	12
12							
12							
12							
12							
12							

PIONEERS

Numbers

Number practice :

13

Thirteen

13	13	13	13	13	13	13	13
13	13	13	13	13	13	13	13
13	13	13	13	13	13	13	13
13							
13							
13							
13							


[Home](#) | [Contact Us](#) | [Privacy Policy](#) | [Terms & Conditions](#) | [Sitemap](#) | [Feedback](#)

PIONEERS

Numbers

Number practice :

14



Fourteen

4	4	4	4	4	4	4	4
4	4	4	4	4	4	4	4
4	4	4	4	4	4	4	4
4	4	4	4	4	4	4	4
4	4	4	4	4	4	4	4
4	4	4	4	4	4	4	4
4	4	4	4	4	4	4	4
4	4	4	4	4	4	4	4
4	4	4	4	4	4	4	4
4	4	4	4	4	4	4	4
4	4	4	4	4	4	4	4
4	4	4	4	4	4	4	4
4	4	4	4	4	4	4	4
4	4	4	4	4	4	4	4
4	4	4	4	4	4	4	4
4	4	4	4	4	4	4	4
4	4	4	4	4	4	4	4
4	4	4	4	4	4	4	4
4	4	4	4	4	4	4	4
4	4	4	4	4	4	4	4
4	4	4	4	4	4	4	4
4	4	4	4	4	4	4	4
4	4	4	4	4	4	4	4
4	4	4	4	4	4	4	4
4	4	4	4	4	4	4	4
4	4	4	4	4	4	4	4
4	4	4	4	4	4	4	4
4	4	4	4	4	4	4	4
4	4	4	4	4	4	4	4
4	4	4	4	4	4	4	4
4	4	4	4	4	4	4	4
4	4	4	4	4	4	4	4
4	4	4	4	4	4	4	4
4	4	4	4	4	4	4	4
4	4	4	4	4	4	4	4
4	4	4	4	4	4	4	4
4	4	4	4	4	4	4	4
4	4	4					

PIONEERS

Numbers

Number practice :

15



Fifteen

15	15	15	15	15	15	15	15	15
15	15	15	15	15	15	15	15	15
15	15	15	15	15	15	15	15	15
15								
15								
15								
15								
15								


Copyright © Pioneer, a registered trademark of Pioneer Education, Inc. All rights reserved. Pioneer Education, Inc. is a registered trademark of Pioneer Education, Inc.

PIONEERS

Numbers

Number practice :

16



Sixteen

16	16	16	16	16	16	16	16	16	16
16	16	16	16	16	16	16	16	16	16
16	16	16	16	16	16	16	16	16	16
16									
16									
16									
16									
16									


Publisher & Copyright : PIONEERS EDUCATION & TECHNOLOGY, Mumbai, India.
 Made in India. All Rights Reserved. All other rights reserved. www.pioneersedu.com

PIONEERS

Numbers

Number practice :

17



Seventeen

Published by Copyright © 2016 by Pioneer Scouts of America, Inc.
 All rights reserved. No part of this publication may be reproduced, stored in a retrieval system, or transmitted, in any form or by any means, electronic, mechanical, photocopying, recording, or by any information storage or retrieval system, without permission in writing from the copyright owner.


PIONEERS

Numbers

18

Eighteen

Number practice :



18	18	18	18	18	18	18	18	18	18
18	18	18	18	18	18	18	18	18	18
18	18	18	18	18	18	18	18	18	18
18									
18									
18									
18									
18									

Publisher : www.pioneerbooks.org | www.pioneerbooks.org
 Address : 10, 20th Street, New York, New York 10011-3208, USA
 Phone : +1 212 691 1000 | Fax : +1 212 691 1001 | Email : info@pioneerbooks.org

PIONEERS

Numbers

Number practice :

19


Nineteen

Copyright © Pioneer Enterprises Inc. All rights reserved. No part of this publication may be reproduced without prior written permission from Pioneer Enterprises Inc.

PIONEERS

Numbers

Number practice :

20


Twenty

20	20	20	20	20	20	20	20
20	20	20	20	20	20	20	20
20	20	20	20	20	20	20	20
20							
20							
20							
20							
20							


Numbers & Counting <https://www.pioneerworksheets.com/numbers/number-20>
 © 2020 Pioneer Worksheets. All rights reserved. For more worksheets visit to this amazing website.

PIONEERS

Numbers

Number practice :

21



Twenty one

2	1	2	1	2	1	2	1	2	1
2	1	2	1	2	1	2	1	2	1
2	1	2	1	2	1	2	1	2	1
2	1								
2	1								
2	1								
2	1								
2	1								

Published by English - HINDUSTANIBOOKS.COM
Copyright © 2019 Hindustan Books Pvt. Ltd.

[illegible]

Numbers										PIONEERS
Number practice :										
23	23	23	23	23	23	23	23	23	23	23
Twenty three	23	23	23	23	23	23	23	23	23	23
23	23	23	23	23	23	23	23	23	23	23
23										
23										
23										
23										
23										
23										

© Pioneer's Academy
PIONEER'S ACADEMY - AN INDEPENDENT SCHOOLS GROUP

PIONEERS

Numbers

Number practice :

24

Twenty four

24	24	24	24	24	24	24	24	24	24
24	24	24	24	24	24	24	24	24	24
24	24	24	24	24	24	24	24	24	24
24									
24									
24									
24									
24									
24									

Designed & Copyright © www.pioneerpress.com www.pioneerpress.co.uk

1

Numbers

PIONEERS

Number practice :

25

Twenty five

25	25	25	25	25	25	25	25
25	25	25	25	25	25	25	25
25	25	25	25	25	25	25	25
25							
25							
25							
25							
25							

PIONEERS © CLOUTIER • PIONEERS' SPIRITS OF INDEPENDENCE, FREEDOM, COURAGE


5

Alphabet Writing A To M

Alphabet Writing A To M PIONEERS

Colour the 'Apple':

A




Trace and write the capital letter 'A':

A A A A A

Alphabets PIONEERS

Colour the 'Bag':

B




Trace and write the capital letter 'B':

B B B B B

Alphabets PIONEERS

Colour the 'Cow':

C



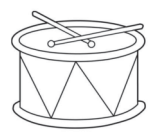
Trace and write the capital letter 'C':

C C C C C

Alphabets PIONEERS

Colour the 'Drum':

D




Trace and write the capital letter 'D':

D D D D D

Alphabets PIONEERS

Colour the 'Envelope':

E




Trace and write the capital letter 'E':

E E E E E

Alphabets PIONEERS

Colour the 'Frog':

F




Trace and write the capital letter 'F':

F F F F F

Alphabets PIONEERS

Colour the 'Grapes':

G




Trace and write the capital letter 'G':

G G G G G

Alphabets PIONEERS

Colour the 'Hat':

H




Trace and write the capital letter 'H':

H H H H H

Alphabets PIONEERS

Colour the 'Ice Cream':

I




Trace and write the capital letter 'I':

I I I I I

Alphabets PIONEERS

Colour the 'Joker':

J




Trace and write the capital letter 'J':

J J J J J

Alphabets PIONEERS

Colour the 'kettle':

K




Trace and write the capital letter 'K':

K K K K K

Alphabets PIONEERS

Colour the 'Lion':

L




Trace and write the capital letter 'L':

L L L L L

Alphabets PIONEERS

Colour the 'Monkey':

M







Trace and write the capital letter 'M':

M M M M M





Alphabets PIONEERS

Circle the correct letters:

	
Dd Aa	Gg Oo
	
Kk Rr	Vv Ff

Alphabets PIONEERS

Circle the correct letters:

	
Bb Dd	Tt Ii
	
Ll Mm	Ee Cc

Alphabet Writing N To Z

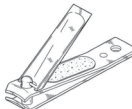
Alphabet Writing

N To Z

PIONEERS

Colour the 'Nail cutter' :

N



Trace and write the capital letter 'N' :

N N N N N

N N N N N

N N N N N

N N N N N

N N N N N

Copyright © Teacher's Resources and e-Resources, New Zealand
Revised by e-Resources Ltd. All rights reserved. This document is the property of e-Resources Ltd.


[illegible]

Alphabets

PIONEERS

Colour the 'Purse':

P



Trace and write the capital letter 'P' :

P	
P	
P	
P	
P	


Copyright © English Worksheets by www.englishworksheetsland.com, 2016. All rights reserved. No part of this publication may be reproduced, stored in a retrieval system, or transmitted, in any form or by any means, electronic, mechanical, photocopying, recording, or by any information storage or retrieval system, without prior permission in writing from the publisher.

3

Alphabets

Colour the 'Queen':

Q



Trace and write the capital letter 'Q' :

Q									
Q									
Q									
Q									


Copyright © 2014 by The All India Educational Publishers, New Delhi. All rights reserved. No part of this publication may be reproduced, stored in a retrieval system, or transmitted, in any form or by any means, electronic, mechanical, photocopying, recording, or by any information storage or retrieval system, without prior permission in writing from the publisher.

PIONEERS

Alphabets

Colour the 'Rabbit':

R



Trace and write the capital letter 'R':

R R R R R R R R

R

R

R

R

Copyright © 2014 by Pioneers Publications. All rights reserved. No part of this publication may be reproduced, stored in a retrieval system, or transmitted, in any form or by any means, electronic, mechanical, photocopying, recording, or by any information storage or retrieval system, without prior written permission from Pioneers Publications.

5

PIONEERS

Alphabets

Colour the 'Sun' :

S

Trace and write the capital letter 'S' :

S S S S S

S S S S S

S S S S S

S S S S S

S S S S S

Copyright © by PIONEER PUBLICATIONS PVT. LTD. All rights reserved. No part of this publication may be reproduced, stored in a retrieval system, or transmitted, in any form or by any means, electronic, mechanical, photocopying, recording, or otherwise, without prior written permission from the publisher.


6

Alphabets

PIONEERS

Colour the 'Tree':

T



Trace and write the capital letter 'T':

T 1 2	
T 1 2	
T 1 2	
T 1 2	
T 1 2	

Copyright © Pioneer Publishers. All rights reserved. No part of this publication may be reproduced, stored in a retrieval system, or transmitted in any form or by any means, electronic, mechanical, photocopying, recording, or by any information storage or retrieval system, without prior permission in writing from the publishers.


7

PIONEERS

Alphabets

Colour the 'Umbrella':

U



Trace and write the capital letter 'U' :

U U U U U

U U U U U

U U U U U

U U U U U

U U U U U

Copyright © All Rights Reserved by Pioneers Publications. No part may be reproduced without prior permission from Pioneers Publications.


X

PIONEERS

Alphabets

Colour the 'Vase':

V



Trace and write the capital letter 'V' :

V V V V V V V V V V

V V V V V V V V V V

V V V V V V V V V V

V V V V V V V V V V

V V V V V V V V V V

Copyright © Pioneer Publishers, Hyderabad. All Rights Reserved. No part of this publication may be reproduced without the prior written permission of the publisher.


9

PIONEERS

Alphabets

Colour the 'Watermelon':

W



Trace and write the capital letter 'W':

W W W W W


Copyright © Savitri, PIONEERWORKS.COM, All Rights Reserved. No part of this may be reproduced without permission.

10

Alphabets

PIONEERS

Colour the 'X-Ray' :



Trace and write the capital letter 'X' :

X X X X X X X X X X

Copyright © 2014, All Rights Reserved by Pioneer Learning Centre. All Rights Reserved. This document is for personal use only.

11

PIONEERS

Alphabets

Colour the "Yacht":

Y

Trace and write the capital letter 'Y':

Y Y Y Y Y Y Y Y Y Y

Y Y Y Y Y Y Y Y Y Y

Y Y Y Y Y Y Y Y Y Y

Y Y Y Y Y Y Y Y Y Y

Y Y Y Y Y Y Y Y Y Y

Copyright © All Rights Reserved by Pioneers Education Private Limited
All rights reserved. No part of this publication may be reproduced without prior permission from the publisher.

17

PIONEERS

Alphabets

Colour the 'Z'p' :

Z





Y

Trace and write the capital letter 'Z' :

Z Z Z Z Z Z

Copyright © 2014, All Rights Reserved by PIONEERS EDUCATION, PUNE-40. No part of this document can be reproduced without written permission from PIONEERS EDUCATION, PUNE-40.

13





Alphabets		PIONEERS	
Circle the correct letters :			
			
Ll Tt	Yy Zz		
			
Rr Kk	Nn Mm		

Version 1.0 (2020) - Adaptation by Anuradha, Nikita, Anshu
 All rights reserved. No part of this may be reproduced without the permission of the copyright owner.

PIONEERS

Alphabets

Circle the correct letters :

	
<p>Yy Zz</p>	<p>Oo Pp</p>
	
<p>Ff Ss</p>	<p>Vv Ww</p>

Alphabet Writing n To z


[illegible][illegible]

Alphabets

PIONEERS

Colour the 'pumpkin':

p



Trace and write the capital letter 'P':

P P

P P

P P

P P

P P

© 2015 by The McGraw-Hill Companies, Inc. All rights reserved. No part of this publication may be reproduced without prior written permission from The McGraw-Hill Companies, Inc.


3

Alphabets

PIONEERS

Colour the 'Quail' :

q



Trace and write the capital letter 'Q' :

Q	Q	Q	Q	Q	Q	Q	Q	Q	Q
Q	Q	Q	Q	Q	Q	Q	Q	Q	Q
Q	Q	Q	Q	Q	Q	Q	Q	Q	Q
Q	Q	Q	Q	Q	Q	Q	Q	Q	Q

Copyright © All Rights Reserved by PIONEERS Education Private Ltd.
Pioneer's Education Private Ltd. 100, Anna Salai, Chennai-600 002, India. www.pioneerseducatn.com

4


[illegible]

Alphabets

PIONEERS

Colour the 'Sandwich':

S



Trace and write the capital letter 'S':

S S S S S S S S S S

S S S S S S S S S S

S S S S S S S S S S

S S S S S S S S S S

S S S S S S S S S S

Copyright © Good and Beautiful. All rights reserved. No part of this publication may be reproduced, stored in a retrieval system, or transmitted, in any form or by any means, electronic, mechanical, photocopying, recording, or by any information storage or retrieval system, without prior written permission from Good and Beautiful.


6

Alphabets

PIONEERS

Colour the 'Tortoise' :

t



Trace and write the capital letter 'T' :

T T T T T


Copyright © Pioneer Institutions. All rights reserved. No part of this publication may be reproduced, stored in a retrieval system, or transmitted, in any form or by any means, electronic, mechanical, photocopying, recording, or by any information storage or retrieval system, without prior written permission from Pioneer Institutions.

7

[illegible]

Alphabets

Colour the 'Vest' :



Trace and write the capital letter 'V' :

V V V V V V V V V V

V V V V V V V V V V

V V V V V V V V V V

V V V V V V V V V V

V V V V V V V V V V

V V V V V V V V V V

V V V V V V V V V V

V V V V V V V V V V

Copyright © Capital, Intermediate and Advanced Manuscript Worksheets by Mrs. Anurag Kulkarni

PIONEERS

Alphabets

Colour the 'Whistle' :

W

Trace and write the capital letter 'W' :

W W W W W W W W W W

W W W W W W W W W W

W W W W W W W W W W

W W W W W W W W W W

W W W W W W W W W W

Copyright © Pioneer Publications Pvt. Ltd. All Rights Reserved. No part of this publication may be reproduced without prior permission from the publisher.


10

[illegible]

Alphabets

Colour the 'Yarn' :

y



















Trace and write the capital letter 'Y' :

Y									
Y									
Y									
Y									

Copyright © All Rights Reserved by Dreamtigers. All rights reserved. No part of this publication may be reproduced, stored in a retrieval system, or transmitted, in any form or by any means, electronic, mechanical, photocopying, recording, or by any information storage or retrieval system, without prior permission in writing from the copyright owner.

17















	Alphabets	PIONEERS
	Colour the 'Zig Zag' :	
Z		
Trace and write the capital letter 'Z' :		
		
		
		
		
		

Copyright © All Rights Reserved by PIONEERS EDUCATIONAL RESOURCES
 www.pioneerse.com | The Pioneer's Education

PIONEERS

Alphabets

Match the same capital letters with small letters :















	
	
	
	
	
	
	

Copyright © Savitri, International © All rights reserved. No part of this publication may be reproduced, stored in a retrieval system, or transmitted, in any form or by any means, electronic, mechanical, photocopying, recording, or by any information storage or retrieval system, without prior permission in writing from the publisher.

Alphabets

PIONEERS

Match the same capital letters with small letters :

      	      
---	---

Reading & Language: PIONEERS (LEVEL 1) WORKBOOK, PAGES 101-102

© 2015 by THE UNIVERSITY OF THE SOUTH PACIFIC. ALL RIGHTS RESERVED.